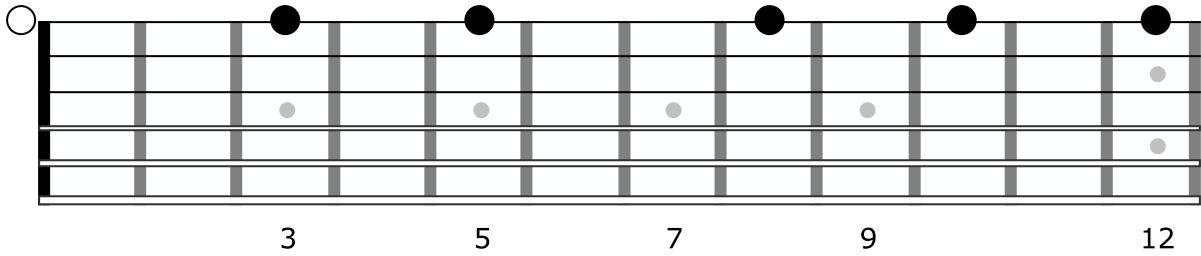
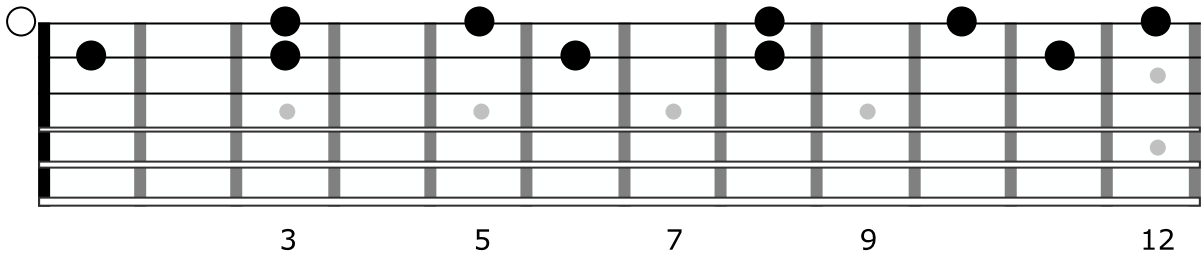


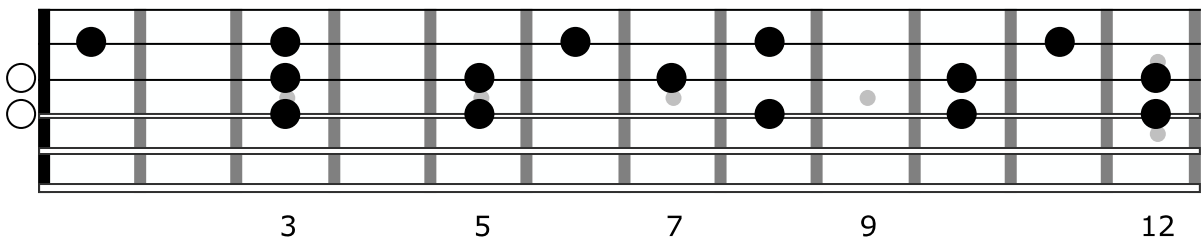
G minor pentatonic - string 1



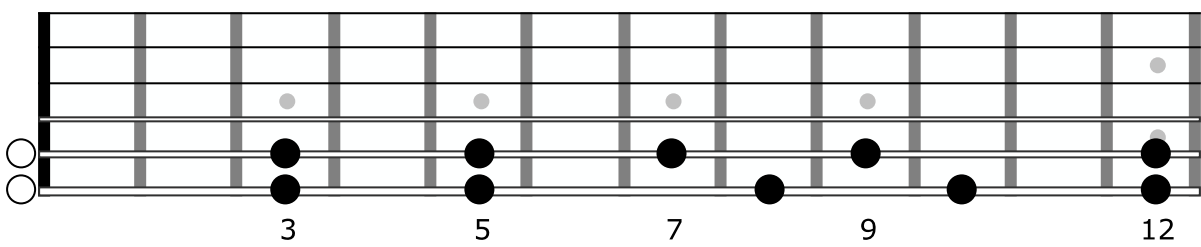
G minor pentatonic - strings 1 & 2



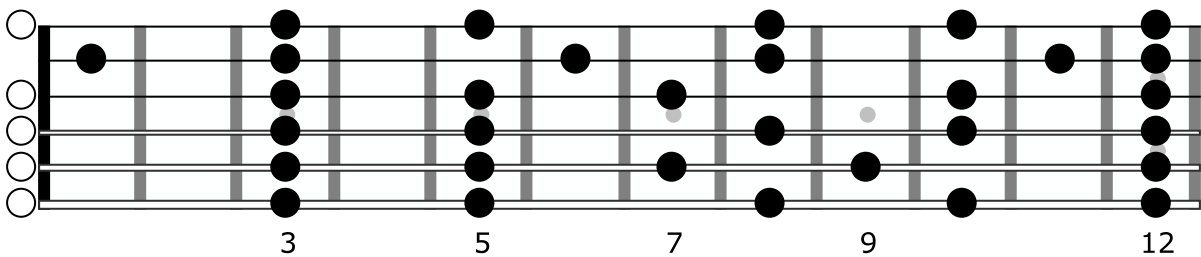
G minor pentatonic - strings 2, 3, 4



G minor pentatonic - strings 5 & 6



G minor pentatonic - all strings



Open G Blues Rhythm Guitar

In Open G tuning the I, IV and V chords are found at the following frets:

G (I) = open or 12th fret; C (IV) = 5th fret; D (V) = 7th fret

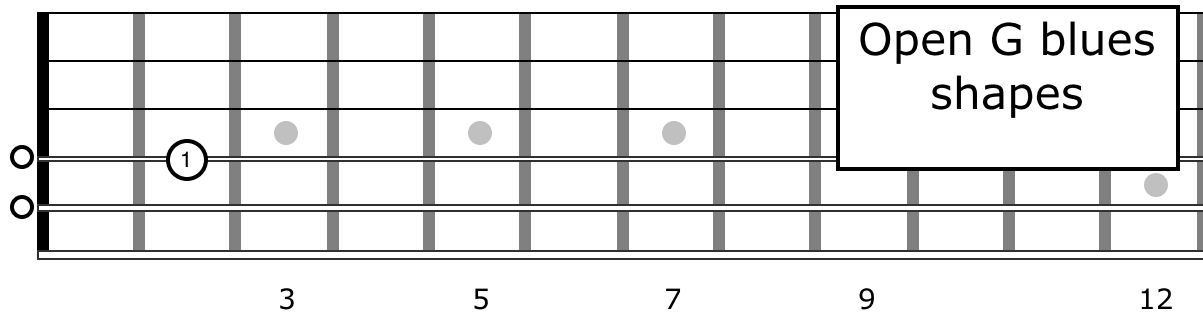
Here's a little rhythm guitar idea over a 12 bar blues in G. (Once you get the hang of it, you could add in your own ideas too).

OPEN G SLIDE BLUES RHYTHM

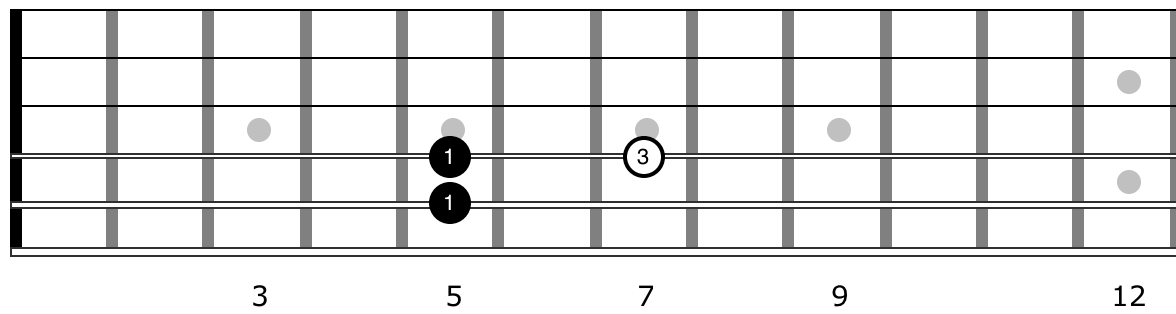
OPEN G TUNING
(STRAIGHT 8THS)

The musical notation is divided into three systems of four bars each. The first system is for the first four bars, the second for the next four bars, and the third for the final four bars. Each system includes a treble clef staff with a key signature of one sharp (F#) and a 4/4 time signature. The bass staff shows fret numbers for each string. The first system is labeled G7. The second system is labeled C7 and G7. The third system is labeled D7, C7, G7, and D7.

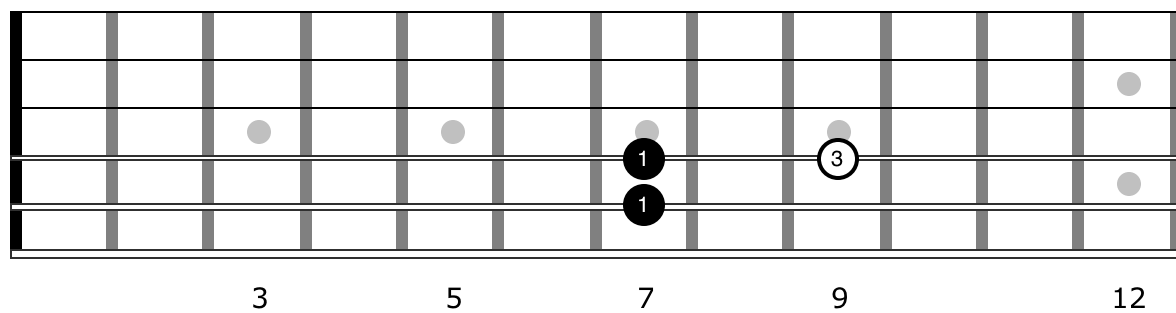
G7 shape



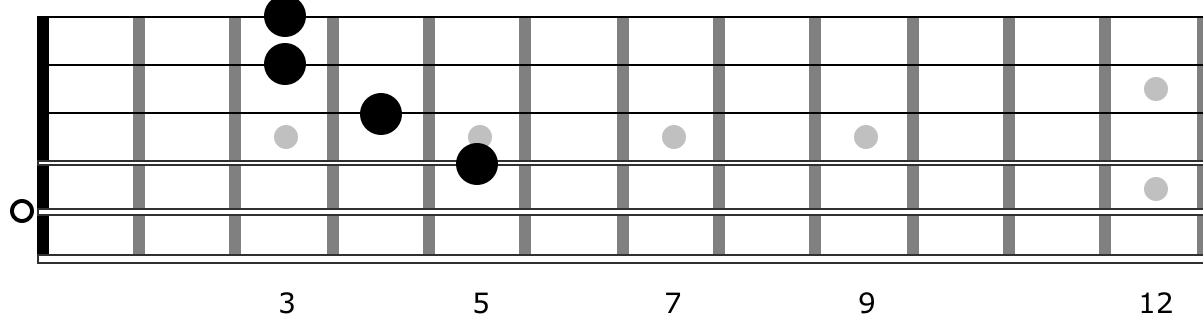
C7 shape



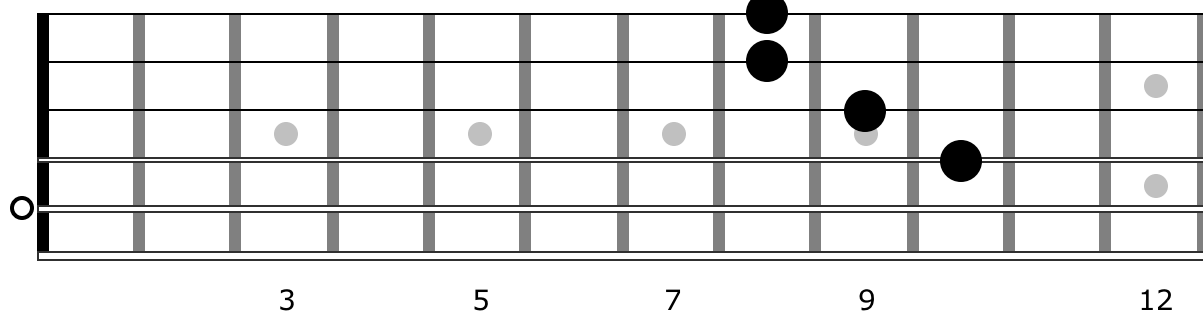
D7 shape



G7



C7

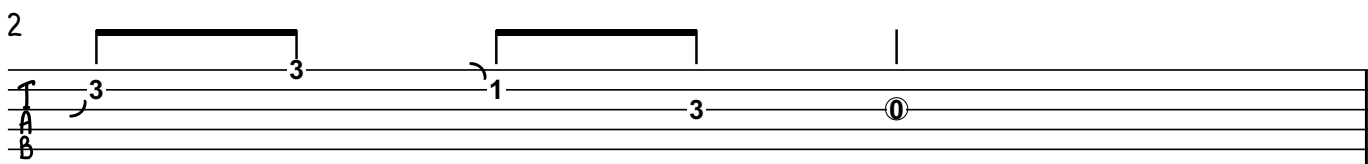


OPEN G SLIDE GUITAR LICKS

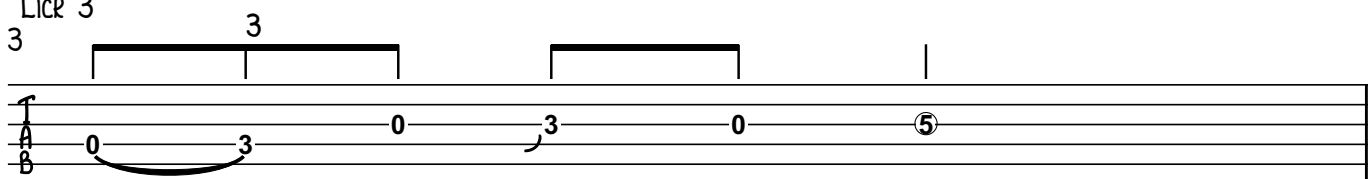
Lick 1



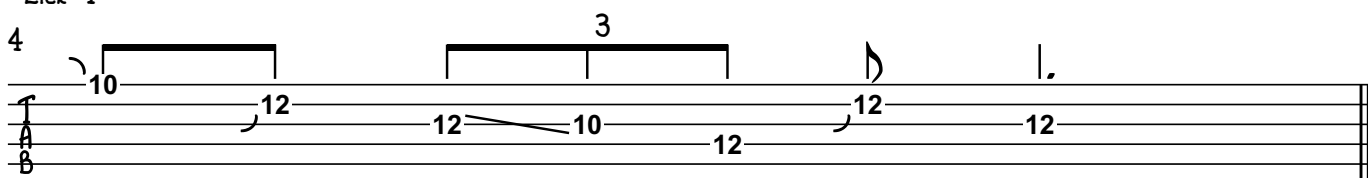
Lick 2



Lick 3



Lick 4



ROLLIN' AND TUMBLIN'

OPEN G TUNING
(ORIGINAL = CAPO AT FRET 2 - KEY OF A)

MUDDY WATERS

4/4

G

3 0 5 5 5 5 5 5 5 5 5 5 5 5 3 0 3 0 5 5

2/4

G

4/4

(WITH VOCALS)

0 3

5 5 5

5 3 0 3 0 1

[illegible]

The first system of the musical score for 'The Rose Tree' consists of two staves. The top staff is in treble clef, 2/4 time, and features a key signature of one sharp (F#). It begins with a D major chord (D, F#, A) and continues with a melody: D4 (quarter), E4 (quarter), F#4 (quarter), G4 (quarter), A4 (quarter), B4 (quarter), A4 (quarter), G4 (quarter), F#4 (quarter), E4 (quarter), D4 (half). The bottom staff is a guitar tablature with six lines labeled T, A, B, G, D, and C from top to bottom. It shows the fretting for the first three measures: Measure 1 has open strings (0) on all lines. Measure 2 has a 7th fret on the D string (line 4). Measure 3 has a 5th fret on the D string (line 4), a 5th fret on the G string (line 2), a 3rd fret on the B string (line 3), a 7th fret on the D string (line 4), an open string (0) on the G string (line 2), a 3rd fret on the B string (line 3), and an open string (0) on the D string (line 4).

The musical score for 'The Rose Tree' is presented in two systems. The first system shows the melody in a treble clef and the bass line in a bass clef. The melody is in 2/4 time, starting with a treble clef and a key signature of one flat (B-flat). The bass line is in 2/4 time, starting with a bass clef and a key signature of one flat (B-flat). The melody consists of a series of eighth and sixteenth notes, with some chords. The bass line consists of a series of eighth and sixteenth notes, with some chords. The second system shows the melody in a treble clef and the bass line in a bass clef. The melody is in 2/4 time, starting with a treble clef and a key signature of one flat (B-flat). The bass line is in 2/4 time, starting with a bass clef and a key signature of one flat (B-flat). The melody consists of a series of eighth and sixteenth notes, with some chords. The bass line consists of a series of eighth and sixteenth notes, with some chords.

2/4

4/4

(VERSE 2 CONTINUES...)

TRAVELLIN RIVERSIDE BLUES

LED ZEPPELIN VERSION

OPEN G SLIDE (WITH PICK)

The first system of guitar notation consists of a treble clef staff and a six-string guitar staff. The treble staff is in the key of D major (one sharp) and contains five measures of chords, each marked with an accent (>). The guitar staff shows the fretting for these chords: the first five measures are all 12-fret barre chords, and the sixth measure is an open G chord (0-0-3-5-3-0).

The second system of guitar notation consists of a treble clef staff and a six-string guitar staff. The treble staff contains five measures of eighth-note patterns, each marked with an accent (>). The guitar staff shows the fretting for these patterns: the first five measures are all open strings (0-0-0-0-0-0), and the sixth measure is a slide from the 3rd fret to the 2nd fret (3-2-0-5-3-4-0).